

New York / New Jersey Harbor Dredged Material Strategic Planning Group

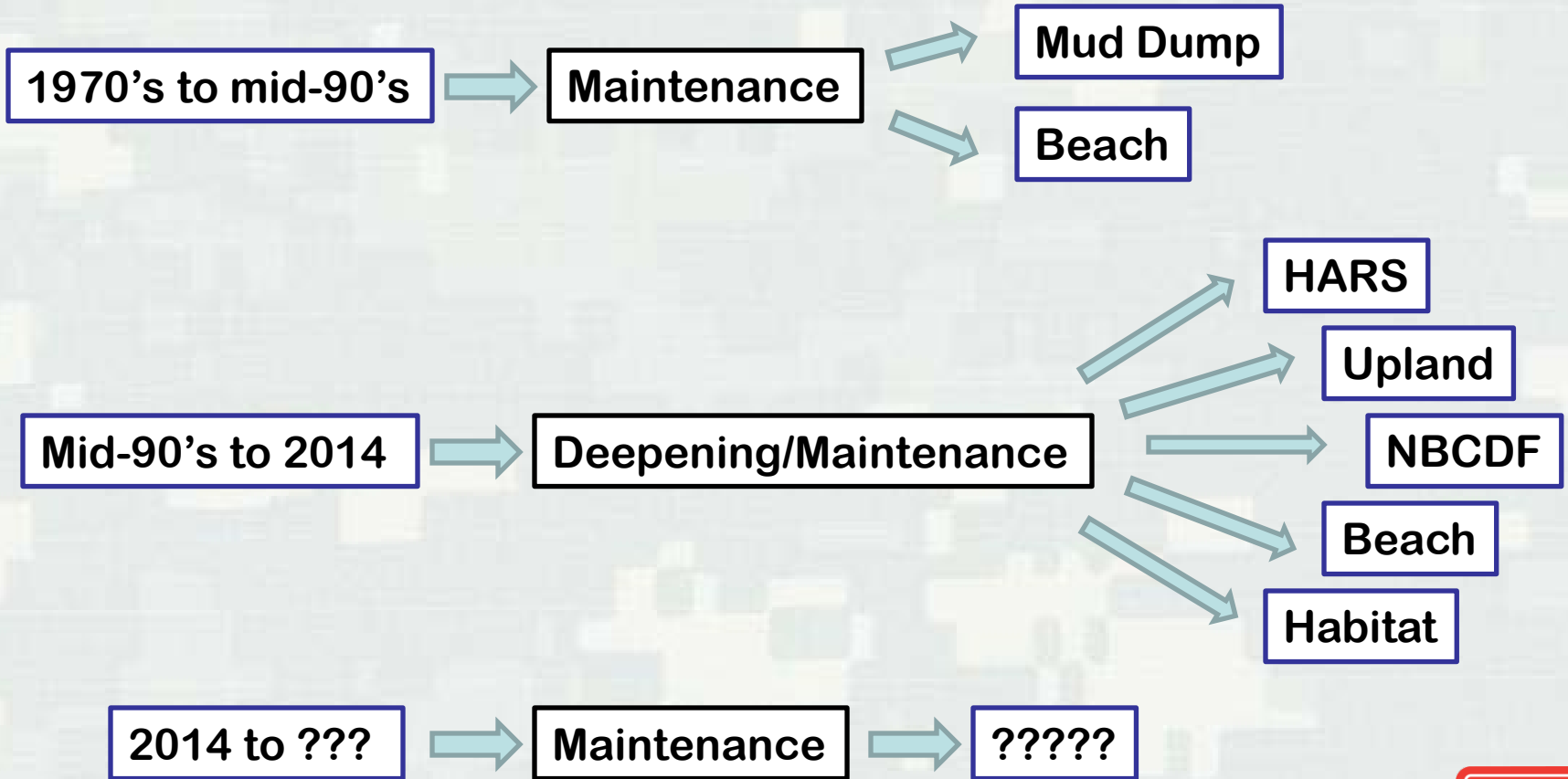
15 November 2011



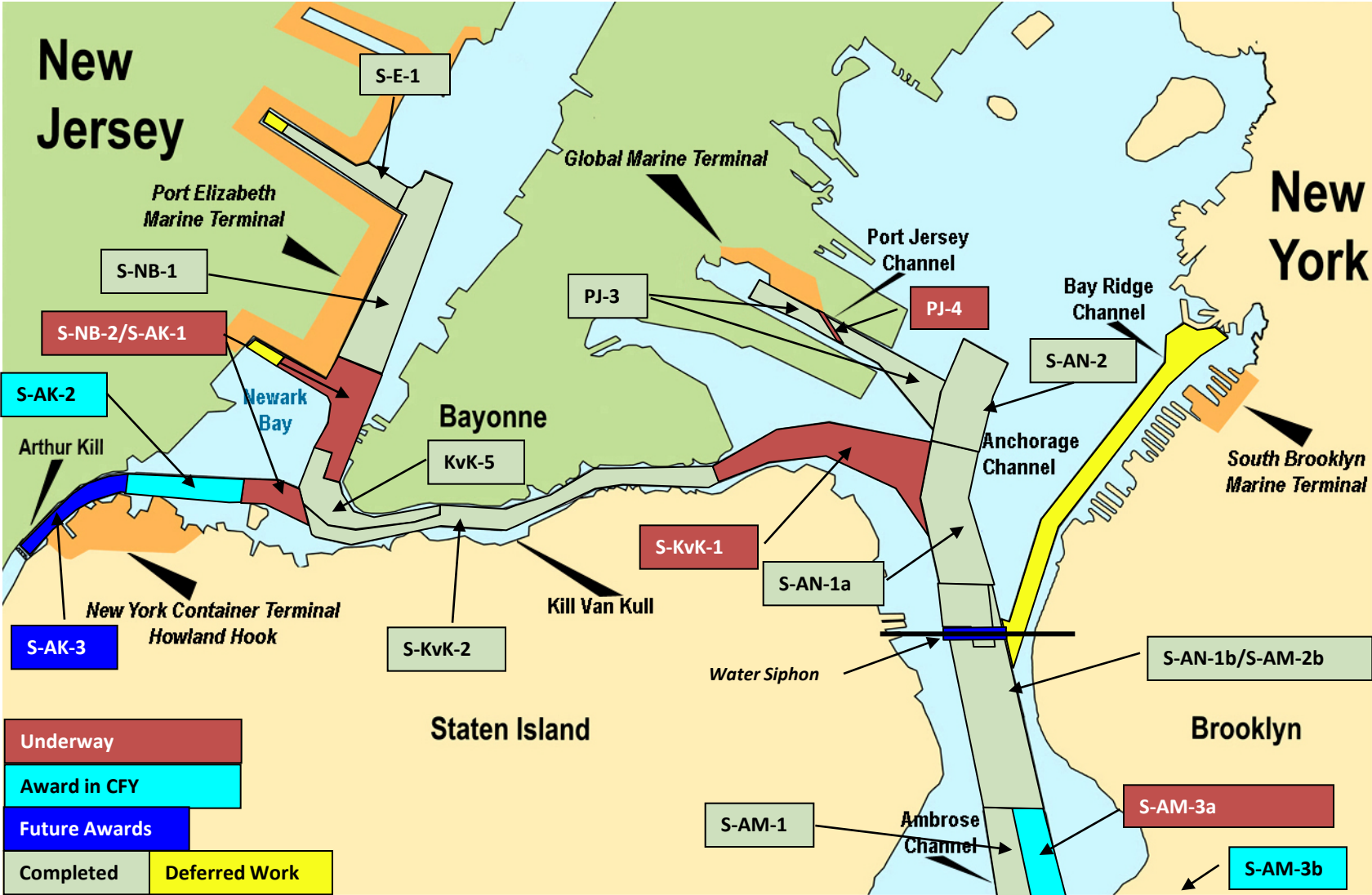
US Army Corps of Engineers
BUILDING STRONG



BACK TO THE FUTURE...



NY & NJ Harbor Deepening Contract Areas



NY & NJ Harbor Deepening Facts

Types of Dredged Material:

- Rock ----- 7.5 MCY (15%)
- Clay ----- 5.2 MCY (11%)
- Glacial Till ----- 7.2 MCY (14%)
- Sand ----- 16.5 MCY (34%)
- Clean Mud ----- 2.4 MCY (5%)
- Contaminated Mud – 10.3 MCY (21%)

Total – 49.1 MCY



BUILDING STRONG®

DM Management in the Port of NY & NJ: The Current Paradigm

Large Quantities of Clean Dredged Material Suitable for Multiple Beneficial Uses:

- Wetland Creation
- Artificial Fishing Reefs
- HARS Placement

Smaller Quantities of Contaminated Dredged Material Suitable for Beneficial Use
(Landfill / Brownfield Remediation) If Processed

Very Small Quantity of Dredged Material That Can Only be Disposed in the
Newark Bay CDF



BUILDING STRONG®

Federal and Private Maintenance Volumes (cy)

Total for last 5 years.....Federal...2,749,279
Private....2,941,126
Total.....5,690,405

Average for last 5 years...Federal...549,855
Private....588,225
Annual Total1,138,080

Projected Annual Need.....2,122,280 cy *

* Includes additional volume of 984,200 cy to maintain
channels deepened by Harbor Deepening Project



Where Has/Will Maintenance Material be Placed (cy)

Current (5 year) average

HARS.....603,633 (53%)
Upland...347,357 (31%)
NBCDF...50,556 (4%)
Beach....136,534 (12%)

Projected yearly average

HARS.....603,633 (29%)
Upland...1,331,557 (64%)
NDCDF...0 (0%)
Beach.....136,534 (7%)



Federal Maintenance Costs

Total for last 5 years.....\$70,470,652

Average for last 5 years.....\$14,094,130

Projected Annual Need.....\$86,298,330 *

*** Includes additional cost of \$70,204,200 to maintain channels deepened by Harbor Deepening Project**



BUILDING STRONG®

What Are We Doing About This Problem?

Engaged Our Partners:

- NY State (Co-Lead)
- NJ State (Co-Lead)
- Other Federal / State Agencies, Port Authority and NY City
- NGOs – Environmental and Port

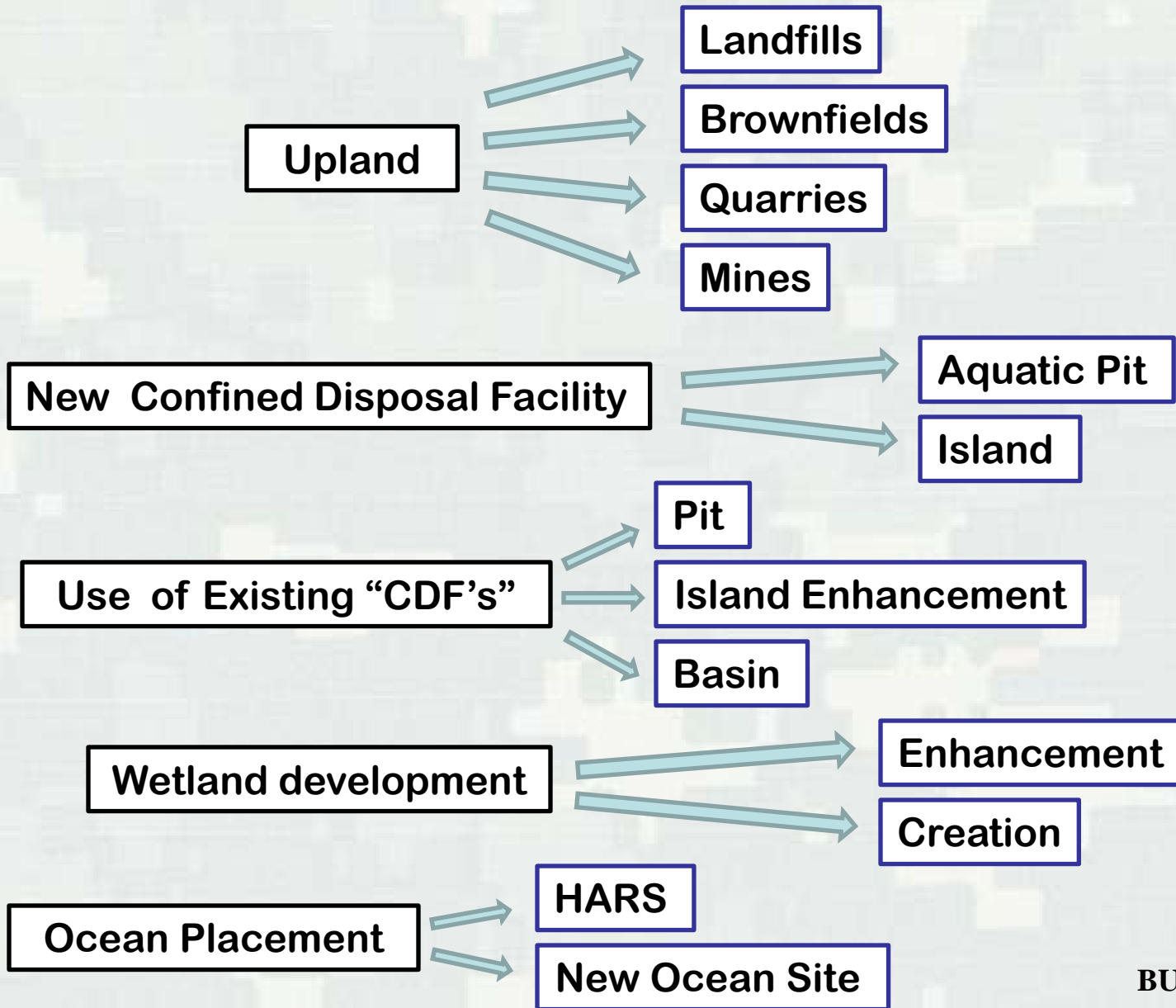
Formed NY & NJ Harbor Dredged Material Strategic Planning Group

- Consensus Based
- “30,000 Ft. View”
- Review Possible DM Management Options
- Will Make Recommendations by the End of This Year



BUILDING STRONG®

UNIVERSE OF FUTURE OPTIONS...



However, There is One Inescapable Fact:

Existing Funding Levels Will be Inadequate
to Maintain What We Built

1,534,000 CY / \$14 Million = \$9/CY
(HARS is *Already* \$8-18/CY)



BUILDING STRONG®